


# Commonwealth Africa Anti-Corruption Programme Evaluation



## Background

Last year the Commonwealth Secretariat commissioned PFMConnect Ltd to undertake an independent evaluation of its Africa Anti-Corruption Programme.

## Stakeholders consulted

Views were obtained through discussions with officials from Commonwealth Africa countries, the Commonwealth Africa Anti-Corruption Centre in Botswana (<http://www.thecaacc.org/>) and at the Secretariat in London (<http://thecommonwealth.org/>). Online interviews were held with others that there was not time to visit. In addition, past participants of the Africa Anti-Corruption Centre capacity-building programmes were asked to complete an online survey giving their impressions of the training they had received, including its subsequent effectiveness back in the workplace.

## **Future programme development**

Those interviewed produced an array of interesting ideas for the future development of the Commonwealth's Africa Anti-Corruption Programme and attested to the value of the training offered. The evaluation report can be obtained [here](#).

Amongst other things, the evaluation report suggests that anti-corruption agencies in Commonwealth Africa could be even more effective in their work if they formed a broader alliance with other national governance units possibly including auditors, procurement authorities, competition agencies and financial system administrators. Greater use of digital technology is advocated in support of regional collaboration and training. Proposals are also made for extending such support elsewhere within the Commonwealth with priority being given to smaller states.

The Commonwealth Secretariat is now considering the report with its various stakeholders before decisions are taken about the best way to develop the Commonwealth's anti-corruption agenda.

---

**Public financial management weaknesses can lead to corruption**

# *Mauritania's experience*

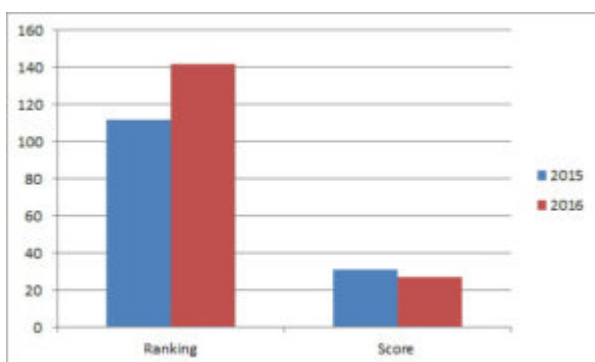


## Global corruption trends

Two recent reports on Global corruption trends highlight a number of states facing serious challenges and our analysis indicates some interesting links between corruption and standards of public financial management.

Transparency International's recently released 2016 Corruption Perceptions Index for 2016 indicates that Mauritania's ranking deteriorated noticeably in 2016 compared to the previous year. The full data set for all 176 countries is available [here](#) and the Mauritanian data is shown at Figure 1.

**Figure 1: Transparency International Corruption Perceptions Index Mauritania results 2015-2016**



The World Economic Forum's 2016 Global Competitiveness Survey,

released on 15 September 2016, included the results of their annual Executive Opinion Survey which aims to measure critical concepts affecting the business environment such as the incidence of corruption. This survey shows that Mauritania was ranked 124<sup>th</sup> out of the 138 countries for corruption. The World Economic Forum's 2016 Global Competitiveness Survey report is available [here](#).

We have developed a spreadsheet showing (i) the country rankings for the World Economic Forum's Executive Opinion Survey (not publicly available) and reported corruption impediment scores and (ii) a comparison of the Transparency International and World Economic Forum survey results that are available for 125 countries. [Contact us](#) if you would like to receive a copy of our spreadsheet.

We have found that there is a significant overall negative correlation between the scores in the two surveys (a Pearson coefficient of  $-.78$ ).


## **Mauritania's poor PFM and poor corruption performance**

Mauritania's corruption rankings in both surveys are relatively poor with scores falling in the bottom 20% of the two surveys. Many developing countries, including Mauritania, face significant challenges in addressing corruption. We have previously identified a wide range of actions that governments (as well as the private sector) could take to assist in reducing corruption levels that include improving a range of public financial management practices in our blog [International Development and the Challenge of Public Sector Corruption](#).

Last year we examined the Public Expenditure and Financial Accountability (PEFA) results of the twenty-four countries, including [Mauritania](#), that published PEFA assessments during

2013-2015. Nine of the twenty-four countries studied, including Mauritania, had PEFA results indicating relatively weak public financial management; Mauritania was ranked 19<sup>th</sup> out of the twenty-four countries studied using a scoring system that the IMF has previously employed. Mauritania recorded relatively poor scores in a number of key PFM activities that are important in reducing corruption including payroll controls, internal audit, financial reporting and external audit; details are shown at Figure 2; this chart can be viewed in more detail [here](#).

**Figure 2: Mauritania PEFA indicators' relative performance**



Seventeen of the above-mentioned twenty-four countries feature in Transparency International's 2016 Corruption Perceptions Index. Sixteen countries (Ghana is the exception) recorded below –average scores in TI's 2015 and 2016 surveys; details of the 2015 and 2016 scores and the percentage change between these periods are presented in Table 1.

**Table 1: TI 2015-2016 scores for 2013-2015 PEFA assessment countries**

	PEFA score	TI 2016 score	TI 2015 score	% change in 2015-2016 scores
Armenia	60	33	35	-5.71%
Azerbaijan	61.5	30	29	3.45%

Belarus	49	40	32	25.00%
Bosnia & Herzegovina	50	39	38	2.63%
Burkina Faso	58.5	42	38	10.53%
Congo Republic	21	20	23	-13.04%
Gambia	32	26	28	-7.14%
Ghana	27.5	43	47	-8.51%
Guinea-Bassau	14.5	16	17	-5.88%
Kyrgyz Republic	49.5	28	28	0.00%
Macedonia	44.5	37	42	-11.90%
Madagascar	25.5	26	28	-7.14%
Mauritania	26.5	27	31	-12.90%
Mongolia	42	38	39	-2.56%
Nepal	50.5	29	27	7.41%
Papua New Guinea	21.5	28	25	12.00%
Timor-Leste	36	35	28	25.00%

With ten of the seventeen countries in Table 1 recording either no change or a deterioration in their scores in 2016 (including Mauritania), the negative Pearson correlation between overall 2013-2015 PEFA scores and TI corruption scores for these countries strengthened from -0.41 in 2015 to -0.56 in 2016 pointing to the possible impact that poor PFM may have in facilitating corruption in the public (and private) sectors.

The World Bank noted in November 2016 that “Mauritania’s PFM system remains weak”. If countries, such as Mauritania, employ robust anti-corruption strategies, including actions to address key PFM weaknesses currently influencing corruption levels, they may in time be able to make some progress in

curbing corruption.

***Need to resolve a public financial management problem? [Inquire now](#) to schedule an initial online meeting.***